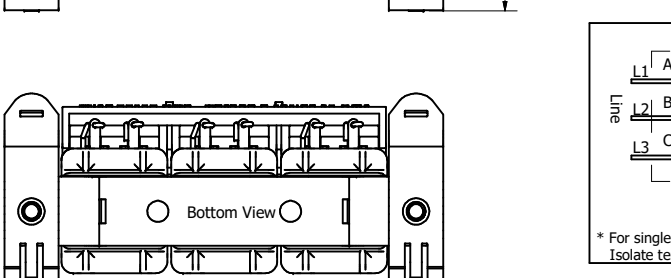
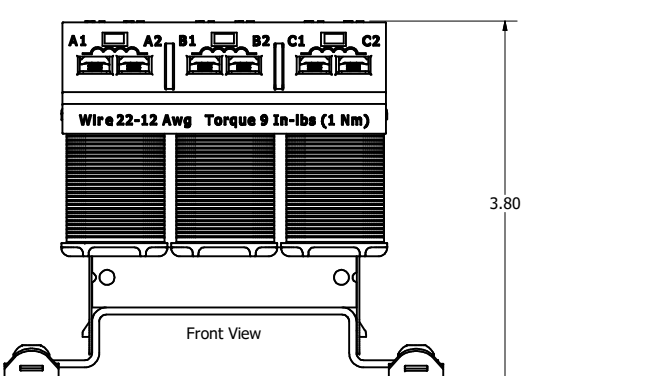
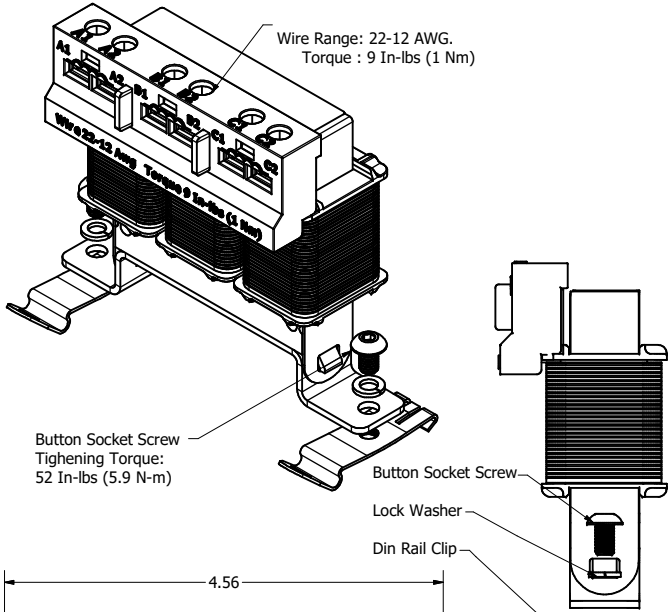


Reactor and Din Rail Clip and Hardware Shipped Together, Unassembled.



480 Rated Voltage, 690 Max Voltage, High Z, Impedance.

Part Number	Horsepower (HP)	Motor Amps (A)	Maximum Amps (A)	Inductance (uH) +/-10%	Weight (LBS)	Losses (W)
KDRMA1H1DR	1/4	0.70	1.4	52500	1.33	7.9
KDRMA2H1DR	1/3	0.80	1.4	45900	1.53	9.2
KDRMA3H1DR	1/2	1.10	1.6	33400	1.33	14.3
KDRMA4H1DR	3/4	1.60	2.1	23000	1.43	19.3
KDRMA5H1DR	1	2.10	2.3	17500	1.43	26.7
KDRMA6H1DR	1 1/2	3.0	3.6	12300	1.63	30.0

208/ 240 Rated Voltage, 690 Max Voltage, High Z, Impedance.

Part Number	Horsepower (HP)	Motor Amps (A)	Maximum Amps (A)	Inductance (uH) +/-10%	Weight (LBS)	Losses (W)
KDRMA21H1DR	1/4	1.4	2.3	13800	1.43	8
KDRMA22H1DR	1/2	2.4	3.4	7400	1.43	24.9
KDRMA23H1DR	3/4	3.5	5	4600	1.43	16.1
KDRMA24H1DR	1	4.6	5	4000	1.23	28.7
KDRMA25H1DR	1 1/2	6.6	7.5	2780	1.53	28.6
KDRMA26H1DR	2	7.5	10	2290	1.53	32.5

600 Rated Voltage, 690 Max Voltage, High Z, Impedance.

Part Number	Horsepower (HP)	Motor Amps (A)	Maximum Amps (A)	Inductance (uH) +/-10%	Weight (LBS)	Losses (W)
KDRMA41H1DR	1/4	0.50	0.80	91900	1.33	5.9
KDRMA42H1DR	1/3	0.70	0.75	65600	1.23	9.1
KDRMA43H1DR	1/2	0.90	1.1	51000	1.53	12.9
KDRMA44H1DR	3/4	1.30	1.6	35300	1.63	14.6
KDRMA45H1DR	1	1.70	2.1	27000	1.53	27.0

480 Rated Voltage, 690 Max Voltage, Low Z, Impedance.

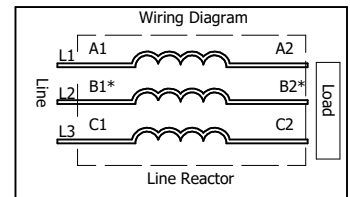
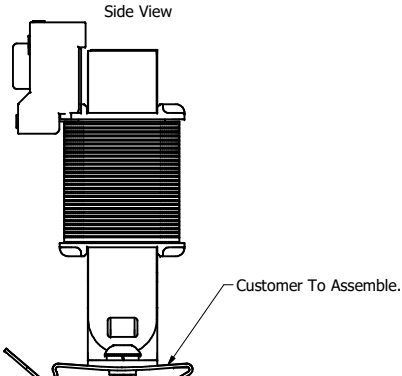
Part Number	Horsepower (HP)	Motor Amps (A)	Maximum Amps (A)	Inductance (uH) +/-10%	Weight (LBS)	Losses (W)
KDRMA1L1DR	1/4	0.70	1.4	31500	1.33	5.0
KDRMA2L1DR	1/3	0.80	1.7	27600	1.33	6.2
KDRMA3L1DR	1/2	1.10	1.6	20000	1.33	9.7
KDRMA4L1DR	3/4	1.60	2.3	13800	1.33	12.1
KDRMA5L1DR	1	2.10	2.3	10500	1.23	25.2
KDRMA6L1DR	1 1/2	3.00	3.4	7400	1.43	26.4
KDRMA7L1DR	2	3.40	4.2	6500	1.43	23.5
KDRMA8L1DR	3	4.80	5.0	4600	1.43	30.6

208/ 240 Rated Voltage, 690 Max Voltage, Low Z, Impedance.

Part Number	Horsepower (HP)	Motor Amps (A)	Maximum Amps (A)	Inductance (uH) +/-10%	Weight (LBS)	Losses (W)
KDRMA21L1DR	1/4	1.4	3.4	7400	1.43	4.6
KDRMA22L1DR	1/2	2.4	5	4600	1.43	6.8
KDRMA23L1DR	3/4	3.5	4.2	3150	1.23	12.9
KDRMA24L1DR	1	4.6	5.5	2400	1.23	19.2
KDRMA25L1DR	1 1/2	6.6	8	1670	1.23	23.3
KDRMA27L1DR	2	7.5	10	1370	1.33	27

600 Rated Voltage, 690 Max Voltage, Low Z, Impedance.

Part Number	Horsepower (HP)	Motor Amps (A)	Maximum Amps (A)	Inductance (uH) +/-10%	Weight (LBS)	Losses (W)
KDRMA41L1DR	1/4	0.50	0.80	55100	1.23	3.9
KDRMA42L1DR	1/3	0.70	1.1	39400	1.23	6.1
KDRMA43L1DR	1/2	0.90	1.6	30600	1.13	8.5
KDRMA44L1DR	3/4	1.30	2.1	21200	1.33	10.9
KDRMA45L1DR	1	1.70	2.1	16200	1.33	16.2
KDRMA46L1DR	1 1/2	2.40	2.6	11500	1.43	17.2
KDRMA47L1DR	2	2.70	3.2	10200	1.53	20.5



\* For single phase applications, use coils A and C, Isolate terminals B1 and B2.

**TCL** | TCL, LLC | Germantown, WI | transcoil.com

**KDR Drive Reactor**

KDR — Motor Amps—

3PH 50/60Hz, —V Rated, 690V Max, —A Max, RoHS

SOC Amb Max 138C Rise, Manual # 30895

CE

Date Code

- Notes:
1. UL file number: cULus Listed File E116124.
  2. KDR Drive Reactors Comply With The Thermal and Altitude Standards Set Forth by NEMA ST20-1992.
  3. KDR IOM Manual Part Number 30895
  4. NEC Current For 208/240 Volts, Horsepower Based On 208 Volts.
  5. For Din Rail Kit, See Part Number DR01.
  6. Material(s) Shall be RoHS Compliant
  7. Reactor and Din Rail Clip and Hardware Shipped Together, Unassembled.
  8. Customer Is Responsible For Installation To Meet All National And Local Electrical Codes.

THE INFORMATION AND DESIGNS CONTAINED IN THIS DRAWING ARE CONFIDENTIAL AND THE PROPRIETARY PROPERTY OF ALLIED MOTION TECHNOLOGIES INC. AND ITS SUBSIDIARIES. NEITHER THIS DESIGN NOR ANY INFORMATION CONTAINED IN THIS DRAWING MAY BE REPRODUCED OR DISCLOSED TO OTHERS WITHOUT THE EXPRESS WRITTEN CONSENT OF ALLIED MOTION TECHNOLOGIES INC. AND ITS SUBSIDIARIES.				TOLERANCES (EXCEPT AS NOTED)				W132N10611 Grant Drive Germantown, WI 53022 © 2021 TCL, LLC An Official Motion Systems Company KDR MA Frame, Terminal Block Din Rail Mounting	
C	5690, KDRMA46L1DR, Correct Max A	8/12/2021	DSW	DECIMAL	.XX ±.25	.XXX ±.10	DATE	10/20/2017	
C	KDRMA46L1DR At Rev C	8/12/2021	DSW	FRACTIONAL	± 1/16		SCALE	1:1	
B	Reactors At Rev B	8/12/2021	DSW	ANGULAR	± 1°		REV	107239DG	
B	4815, Add 208/240	7/24/2019	DSW				DATE	10/20/2017	
A	As Designed	10/20/2017	DSW				SCALE	1:1	
NO	REVISION	DATE	BY				REV		

A B C D

A B C D